

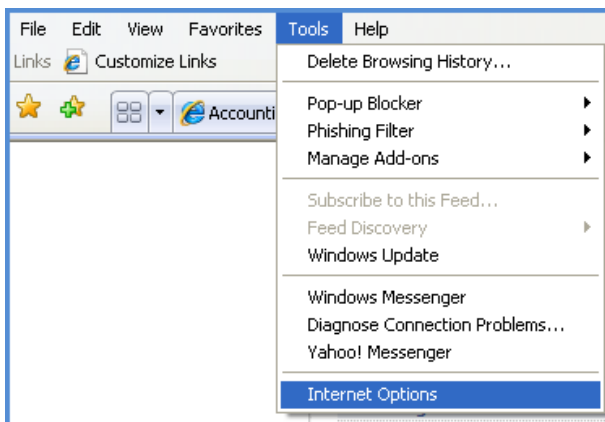
## INTERNET EXPLORER 8 DOES NOT OPEN THE PAGE

**PROBLEM:** Instead it shows the HTML code that is behind the page.

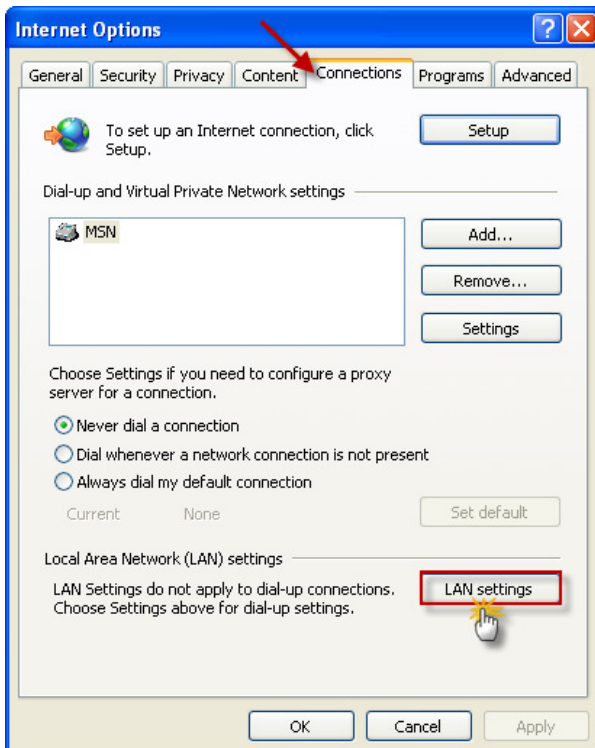
**SOLUTION:** Is a browser issue.

Try the following solutions:

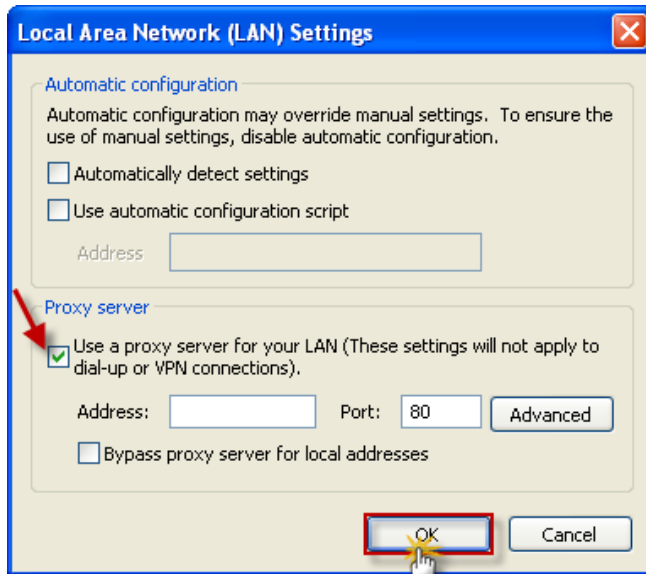
- 1) Open Internet Explorer and go to the menu
- 2) Select **Tools**
- 3) Select **Internet Options**



- 4) Click on **Connections** tab.
- 5) Click on **LAN settings** button.



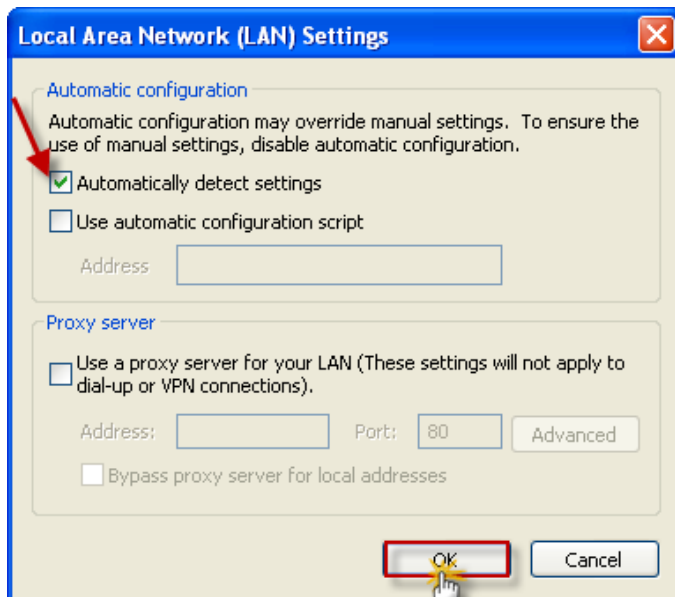
- 6) Then uncheck the **Use a proxy server for your LAN...**
- 7) Click **OK** button.



- 8) Close ALL browser windows and open your browser then try to log in.

**Second Solution:** If still having problems try the following:

- 1) Try unchecking the **Automatically detect settings** in Tools>Internet Options>LAN settings...
- 2) Click **OK** button.





**Third Solution:** Try clearing your cookies, your temporary internet files and your browsing history.

1) Please read the following articles on how to clear your browser cache.

<http://www.cerenade.com/eimmigration/ClearYourBrowsersCache.pdf>

2) After you perform each of the above you need to completely close all browser windows and open again to see the effect.

#### **Related Articles:**

---

How to configure IE security settings:

[http://www.cerenade.com/eimmigration/Configuring\\_Internet\\_Explorer\\_Browser\\_Security\\_Settings\\_for\\_EIMMIGRATION.pdf](http://www.cerenade.com/eimmigration/Configuring_Internet_Explorer_Browser_Security_Settings_for_EIMMIGRATION.pdf)

For more information and articles, please visit [www.eimmigration.com](http://www.eimmigration.com)